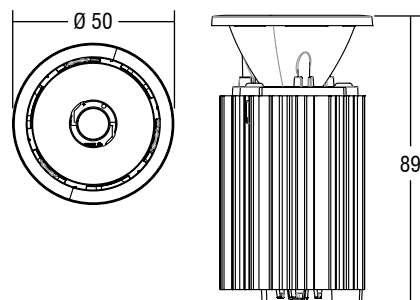
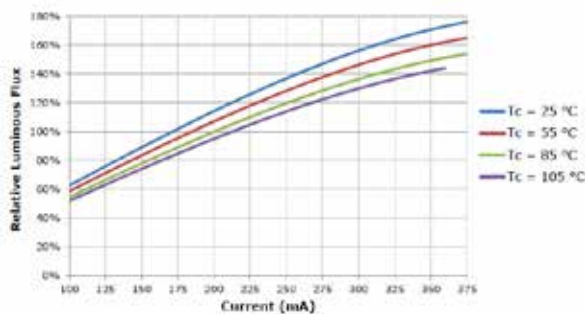
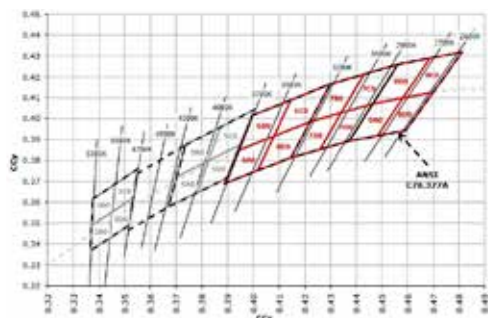


ANSI white bins plotted on the 1931 CIE Color Space ($T_j = 85^\circ\text{C}$)

Dimensions/Dimensioni - Weight/Peso - Pcs/Pezzi

SPOT LED 1000 (Weight/Peso 4,58 oz. / gr. 130 - Pcs/Pezzi 1)



6.

Spot LED for shop lighting
Spot LED per illuminazione commerciale

LED driver choice table - Tabella di scelta driver

Article	Current	Power	Standard Driver		Standard Driver PFC>0,9		Dimmable 1-10V & PUSH		Dimmable DALI	
			Article	Code	Article	Code	Article	Code	Article	Code
LED SPOT 1000	250	8,7	MP 15	122360	UNIVERSALE 20	122201	MINI JOLLY LC	122401	MINI JOLLY DALI	122403
			DCC 10W 250mA US	122358	UNIVERSALE LC	122203				
	300	10,6	MP 15	122360	UNIVERSALE LC	122203	MINI JOLLY LC	122401	-	-
	350	12,5	DCC 15W 350mA US	122350	UNIVERSALE 20	122201	MINI JOLLY	122400	MINI JOLLY DALI	122403
			MP 15	122360	UNIVERSALE LC	122203	MINI JOLLY LC	122401		

Article	Code	Rated Voltage	P out W ⁽¹⁾	V out	dimension (mm)	Ø mm	Efficiency η (100 %) ⁽¹⁾	ta °C	tc °C	Power Factor λ	Dimmable
DCC 10W 250mA	122358	110-240	10	43	115x34x19	40	73	-25+50	75	0,6 C	NO
DCC 15W 350mA	122350	110-240	15 (10)	43	115x34x19	40	77	-25+45	75	0,6 C	NO
MP 15	122360	100-240	15 (10)	41,5	115x34x19	40	82	-25+50	75	0,6 C	NO
UNIVERSALE 20	122201	220-240	20	57	110x52x22	55	>88	-25+50	80	0,95	NO
UNIVERSALE 20 LC	122203	220-240	20	55	110x52x22	55	>87	-25+50	75	0,95	NO
MINI JOLLY	122400	110-240	20	43	110x52x22	55	>87	-25+50	80	0,95	1...10V - PUSH
MINI JOLLY LC	122401	110-240	20	43	110x52x22	55	>87	-25+45	75	0,95	1...10V - PUSH
MINI JOLLY DALI	122403	110-240	20	43	110x52x22	55	>87	-25+45	75	0,95	DALI

⁽¹⁾ Referred to $V_{in} = 230\text{ V}$, 100% load - Riferito a $V_{in} = 230\text{ V}$, carico 100%