

## Direct current electronic drivers Alimentatori elettronici in corrente continua

Made in Europe

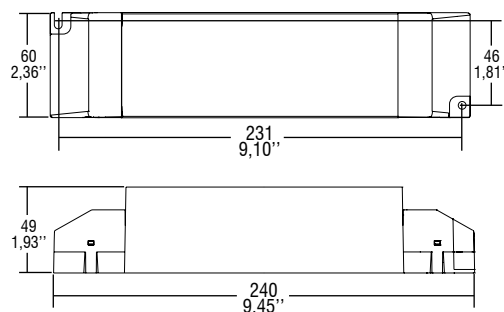
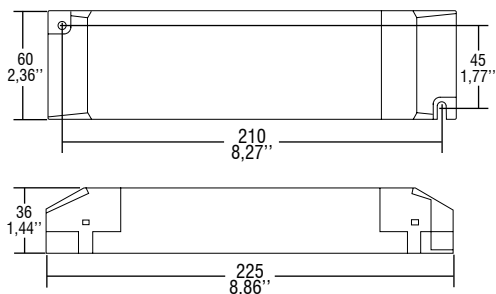


**IP 20** **SCREW FIXING**  $\varnothing 70$  2,76" Weight - Peso:  
gr. 290 / 10,22 oz.  
Pcs - Pezzi 25

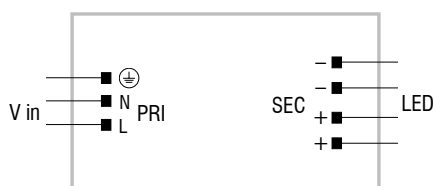
**IP 20** **SCREW FIXING**  $\varnothing 80$  3,15" Weight - Peso:  
gr. 290 / 10,22 oz.  
Pcs - Pezzi 20

DC 50W 24V VST - DC 50W 48V VST - DC 70W 24V VST - DC 70W 48V VST

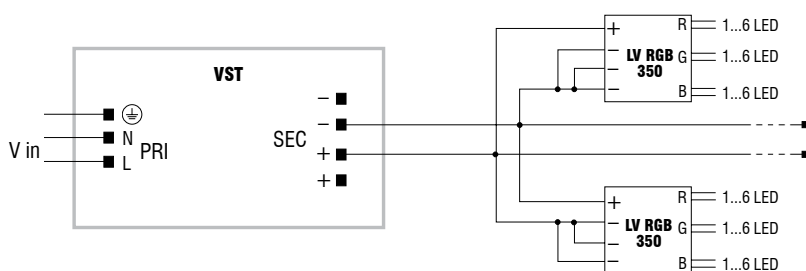
DC 50W 12V VST - DC 70W 12V VST - DC 150W 24V VST - DC 150W 48V VST



**Wiring diagrams - Schemi di collegamento** (Max. LED distance at page info8 - Massima distanza LED a pagina info8)



**Example of application - Esempio di applicazione**



5.1

Constant voltage LED drivers  
Alimentatori LED a tensione costante