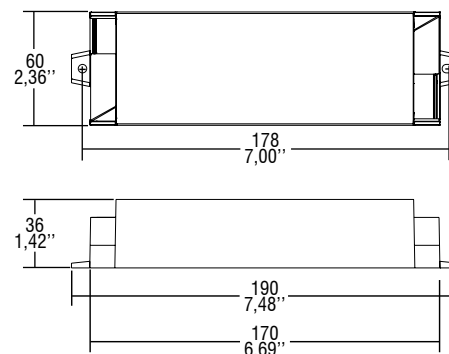


Direct current electronic drivers Alimentatori elettronici in corrente continua

Made in Europe

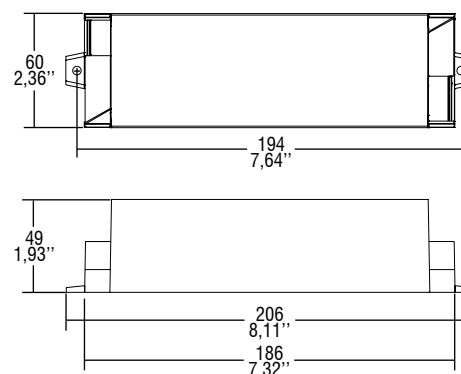


BUILT-IN **SCREW FIXING** Weight - Peso gr. 260 / 9,17 oz.
Pcs - Pezzi 20



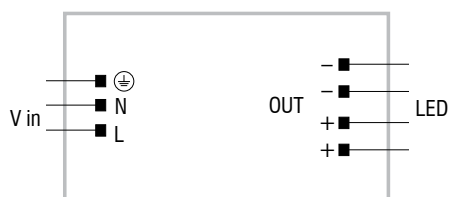
DC 50W 24V VST-BI
DC 50W 48V VST-BI
DC 70W 24V VST-BI
DC 70W 48V VST-BI

BUILT-IN **SCREW FIXING** Weight - Peso gr. 300 / 10,58 oz.
Pcs - Pezzi 20

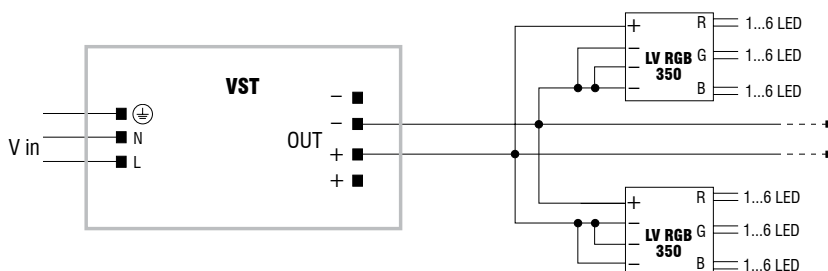


DC 50W 12V VST-BI
DC 70W 12V VST-BI
DC 150W 24V VST-BI
DC 150W 48V VST-BI

Wiring diagrams - Schemi di collegamento (Max. LED distance at page info8 - Massima distanza LED a pagina info8)



Example of application - Esempio di applicazione



5.1

Constant voltage LED drivers
Alimentatori LED a tensione costante