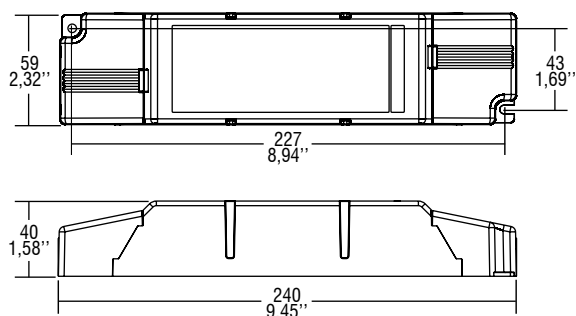


Direct current dimmable electronic drivers with DIP-SWITCH
Alimentatori elettronici regolabili in corrente continua con DIP-SWITCH

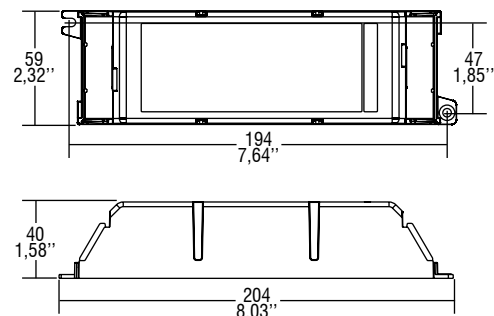
Made in Europe




IP 20 **SCREW FIXING** **Ø80** 3,15" **Weight - Peso gr. 320 / 11,28 oz.**
Pcs - Pezzi 12



BUILT-IN **SCREW FIXING** **Weight - Peso gr. 300 / 10,58 Oz.**
Pcs - Pezzi 12



Wiring diagrams - Schemi di collegamento (Max. LED distance at page info8 - Massima distanza LED a pagina info8)



4.1

Street lighting and energy saving LED drivers
 Alimentatori LED per illuminazione stradale e a risparmio energetico