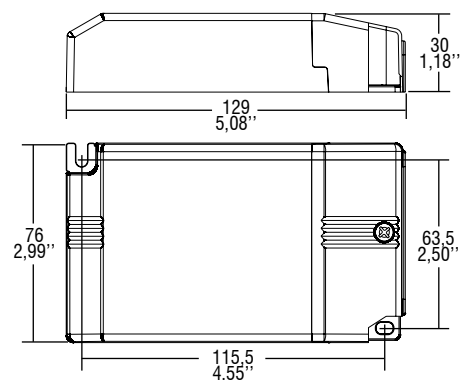


Direct current electronic drivers with DIP-SWITCH Alimentatori elettronici in corrente continua con DIP-SWITCH

Made in Europe

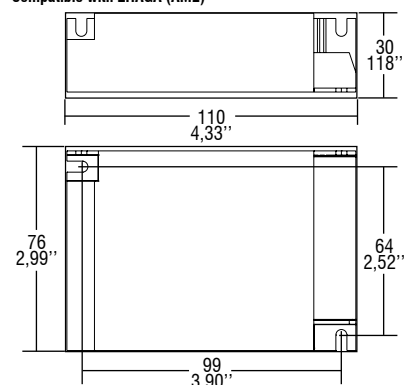


IP 20 **SCREW FIXING** $\varnothing 90$ 3,54" Weight - Peso gr. 250 / 9 oz.
Pcs - Pezzi 40

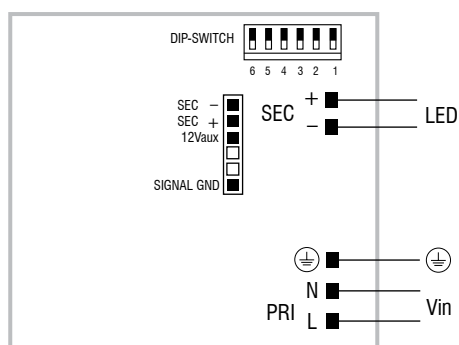


BUILT-IN **SCREW FIXING** Weight - Peso gr. 235 / 9 oz.
Pcs - Pezzi 40

Compatible with ZHAGA (AM2)



Wiring diagram - Schema di collegamento (Max. LED distance on page info8 - Massima distanza LED a pagina info8)



2.1

Multipower LED drivers
Alimentatori LED multipotenza