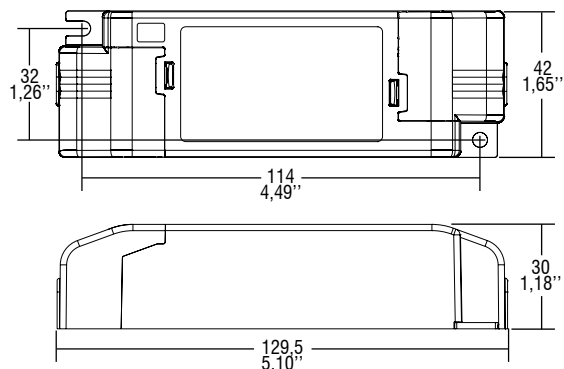


## Direct current electronic drivers with DIP-SWITCH Alimentatori elettronici in corrente continua con DIP-SWITCH

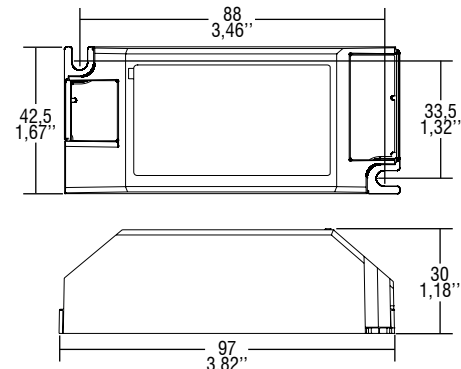
Made in Europe




**IP 20** **SCREW FIXING** **Ø54** **2,13"** Weight - Peso gr. 105 / 3,7 oz.  
Pcs - Pezzi 40



**BUILT-IN** **SCREW FIXING** Weight - Peso gr. 98 / 3,7 oz.  
Pcs - Pezzi -



**Wiring diagram - Schema di collegamento** (Max. LED distance on page info8 - Massima distanza LED a pagina info8)



2.1

Multipower LED drivers  
Alimentatori LED multipotenza