

Direct current electronic drivers with DIP-SWITCH
Alimentatori elettronici in corrente continua con DIP-SWITCH

Made in Europe



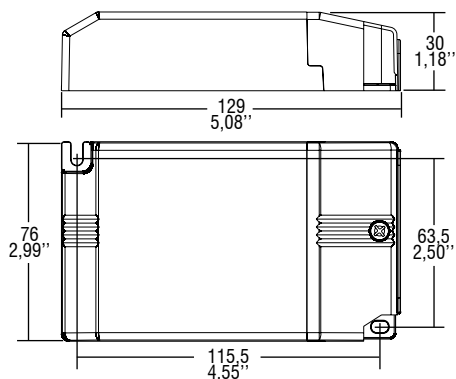
IP 20

SCREW FIXING

Ø90
3,54"



Weight - Peso gr. 105 / 3,7 oz.
Pcs - Pezzi 40

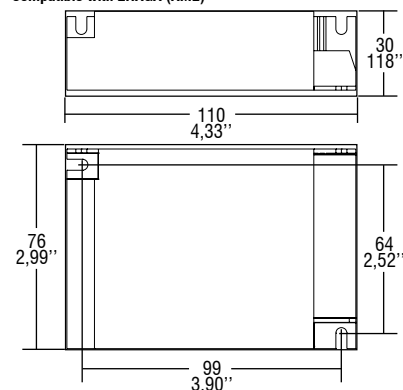


BUILT-IN

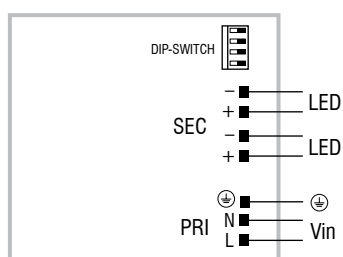
SCREW FIXING

Weight - Peso gr. 235 / 9 oz.
Pcs - Pezzi 40

Compatible with ZHAGA (AM2)



Wiring diagram - Schema di collegamento (Max. LED distance on page info8 - Massima distanza LED a pagina info8)



2.1

Multipower LED drivers
Alimentatori LED multipotenza