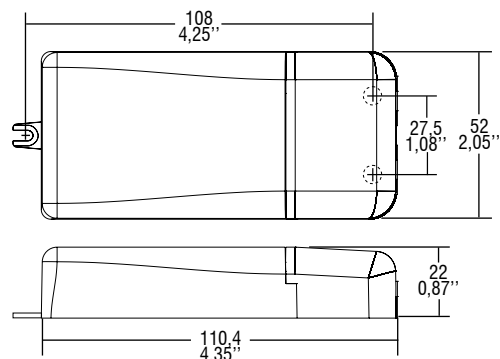


Direct current electronic drivers with DIP-SWITCH Alimentatori elettronici in corrente continua con DIP-SWITCH

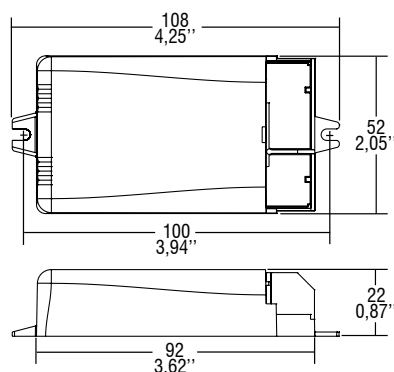
Made in Europe



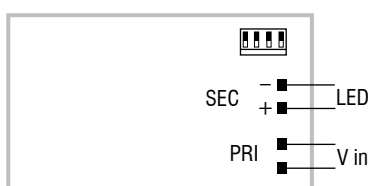
IP 20 **SCREW FIXING** **Ø55** 2,17" **Weight - Peso gr. 108 / 3,50 oz.**
Pcs - Pezzi 50



BUILT-IN **SCREW FIXING** **Weight - Peso gr. 100 / 3,50 oz.**
Pcs - Pezzi 50



Wiring diagram - Schema di collegamento (Max. LED distance on page info8 - Massima distanza LED a pagina info8)



2.1

Multipower LED drivers
Alimentatori LED multipotenza