


Direct current electronic drivers
Alimentatori elettronici in corrente continua

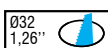
Made in Europe



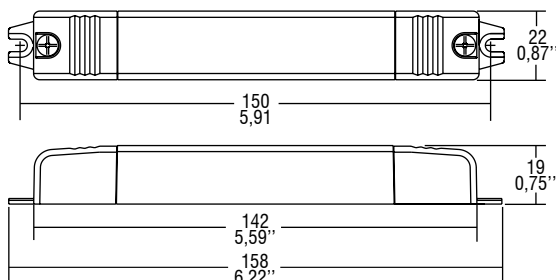
1.

Standard drivers
Alimentatori standard**Rated Voltage**
Tensione Nominale
100 ÷ 120 V⁽²⁾
220 ÷ 240 V**Frequency**
Frequenza
50...60 Hz**AC Operation range**
Tensione di utilizzo AC
100 ÷ 264 V**DC Operation range**
Tensione di utilizzo DC
176 ÷ 264 V**Power**
Potenza
0 ÷ 15 W**Maximum current output ripple**
Max. ondulazione della corrente uscita
≤ 3%⁽¹⁾**Reference Norms**
Norme di riferimento:
CSA C22.2 no. 223⁽⁴⁾
EN 50172 (VDE0108)
EN 55015
EN 61000-3-2
EN 61000-3-3
EN 61347-1
EN 61347-2-13
EN 61547
UL 1310⁽⁴⁾
VDE 0710-T14

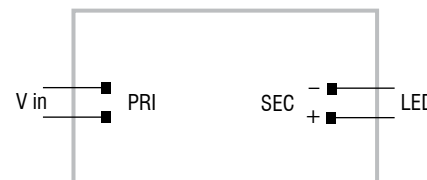
Article Articolo	Code Codice	P out W	V out DC	I out DC	n° LED max. ⁽¹⁾	V out max.	ta °C	tc °C	λ max. Power Factor	η max. Efficiency ⁽¹⁾
Constant current output - Uscita in corrente costante										
DC 12W 300mA SLIM/U⁽³⁾	122447	12 (6 ⁽²⁾)	43	300 mA cost.	11/12	44	-25...+50	80	0,6 C	82
DC 15W 350mA SLIM/U	122440	15 (6 ⁽²⁾)	43	350 mA cost.	11/12	44	-25...+50	80	0,6 C	82
DC 14W 500mA SLIM/U	122448	14 (6 ⁽²⁾)	28	500 mA cost.	7/8	29	-25...+50	80	0,6 C	81
DC 11W 700mA SLIM/U	122441	11 (6 ⁽²⁾)	16	700 mA cost.	3/4	18	-25...+50	80	0,6 C	77
Constant voltage output - Uscita in tensione costante										
DC 13W 12V SLIM/U	122444	13 (6 ⁽²⁾)	12 cost.	1,08 A max.	-	-	-25...+50	80	0,6 C	80
DC 13W 24V SLIM/U	122442	13 (6 ⁽²⁾)	24 cost.	0,54 A max.	-	-	-25...+50	80	0,6 C	80

⁽¹⁾ Referred to V_{in} = 230 V, 100% load - Riferito a V_{in} = 230 V, carico 100%⁽³⁾ Pending ENEC - KEMA⁽⁴⁾ Only for **DC 15W 350mA SLIM/U****NEW - NOVITÀ**Weight - Peso:
gr. 55 / 2,07 oz.
Pcs - Pezzi 50

Compatible with ZHAGA (BM5)

**Wiring diagram - Schema di collegamento**

(Max. LED distance on page info8 - Massima distanza LED a pagina info8)

**Features**

- IP20 independent driver, for indoor use.
- Class II protection against electric shock for direct or indirect contact.
- Supplied with terminal cover and cable retainer.
- Input and output terminal blocks on opposite sides (wire cross-section up to 2,5 mm² / AWG13).
- Single terminal block on primary and secondary circuit.
- Clamping screws on primary and secondary circuits for cables with diameter: min. 3 mm - max. 8 mm.
- Driver can be secured with slot for screws.
- Protections:
 - against overheating and short circuits;
 - against mains voltage spikes;
 - against overloads.

Caratteristiche

- Alimentatore indipendente IP20, per uso interno.
- Protetto in classe II contro le scosse elettriche per contatti diretti e indiretti.
- Fornito di coprimorsetto e serracavo.
- Morsetti di entrata e uscita contrapposti (sezione cavo fino a 2,5 mm² / AWG13).
- Singola morsettiera su primario e secondario.
- Serracavo su primario e secondario per cavi di diametro: min. 3 mm - max. 8 mm.
- Fissaggio dell'alimentatore tramite asole per viti.
- Protezioni:
 - termica e cortocircuito;
 - contro le extra-tensioni di rete;
 - contro i sovraccarichi.

